

NATIONAL SYSTEMS TO SUPPORT DRINKING-WATER, SANITATION AND HYGIENE: GLOBAL STATUS REPORT 2019 Findings from the GLAAS 2019 Report

Dr. Fiona Gore
World Health Organization
SuSanA Meeting
Kampala, Uganda
22 February 2020



UN-Water Global Analysis
and Assessment of Sanitation
and Drinking-Water



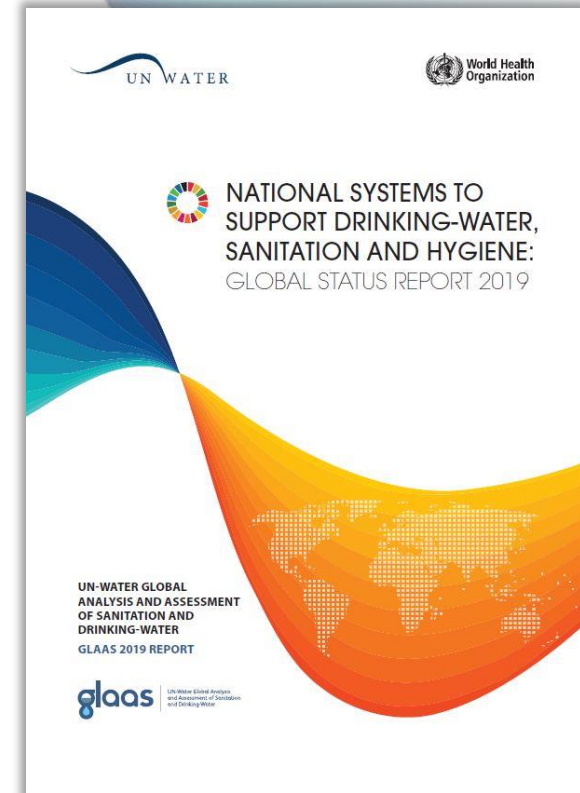
GLAAS 2018/2019 cycle participation

115 countries/territories and 29 external support agencies participated in the GLAAS 2018/2019 cycle.



About the GLAAS 2019 report

- Overall theme national WASH systems
 - With a specific focus on national policies, plans and targets
- Other topics include finance, monitoring and human resources



Annex 6
Page 81

Monitoring SDG targets 6.a and 6.b also featured in the report

Number of countries reporting formally approved sanitation policies supported by resourced plans

● Rural sanitation ● Urban sanitation



Chapter 1
Page 7

Measures to extend services to poor populations by income group

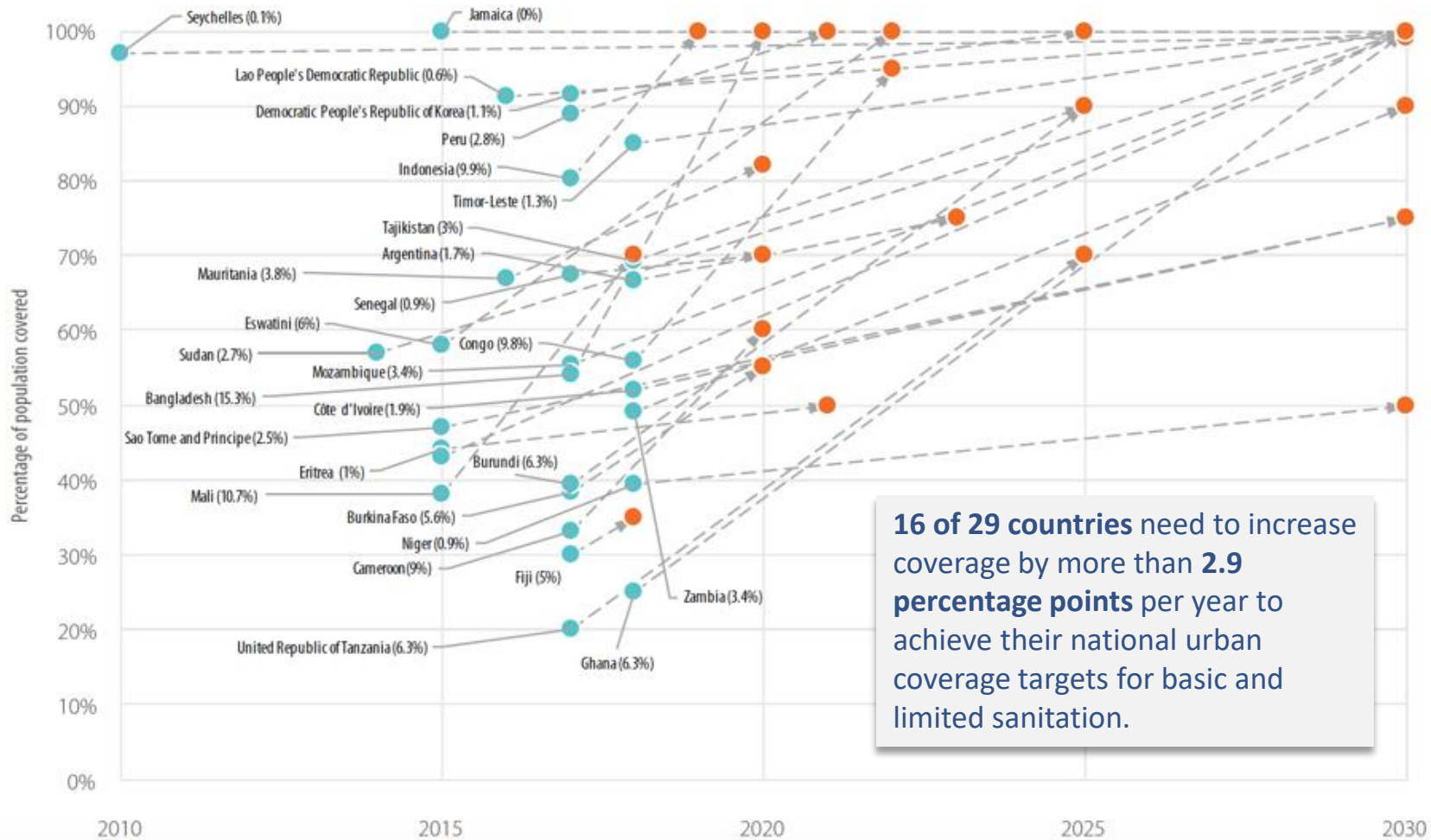
● 80–100%
 ● 60–79%
 ● 40–59%
 ● 0–39%

| | | | Governance | Monitoring | Finance |
|----------------|--------------------------------------|---------------------|---|---|--|
| | | | Policies and plans have specific measures to reach poor populations | Progress in extending service provision to poor populations is tracked and reported | Specific measures in the financing plan to target resources to poor populations are consistently applied |
| Sanitation | World Bank income group ^a | Number of countries | | | |
| | All responding countries | 111 | 69% | 32% | 26% |
| | Low income | 28 | 79% | 25% | 25% |
| | Lower-middle income | 38 | 71% | 39% | 29% |
| | Upper-middle income | 32 | 69% | 38% | 22% |
| | High income | 12 | 50% | 17% | 33% |
| Drinking-water | All responding countries | 110 | 74% | 35% | 35% |
| | Low income | 28 | 93% | 25% | 39% |
| | Lower-middle income | 36 | 75% | 42% | 36% |
| | Upper-middle income | 32 | 66% | 41% | 31% |
| | High income | 13 | 54% | 31% | 31% |

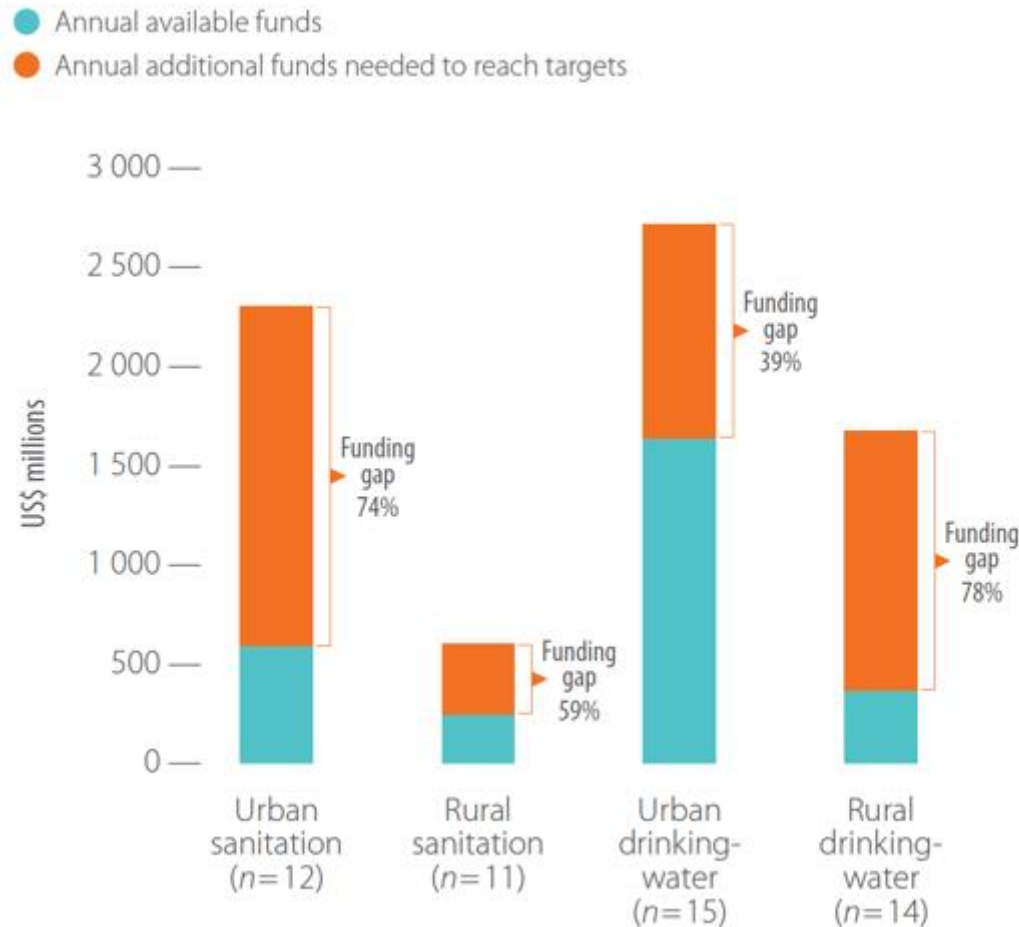
Chapter 5
Page 51

Progress required in urban sanitation coverage to reach national targets for basic and limited services

● Latest coverage reported by country ● National coverage target for urban sanitation



Available funds versus funds needed to reach national targets (per year)




Source: GLAAS 2018/2019 country survey.

19 countries and one territory reported a **WASH funding gap of 61%** between identified needs and available financing for WASH.

Chapter 3
Page 26

Beyond the GLAAS 2019 Report

- All data available online
- **GLAAS country highlights**
 - Country highlights are being developed for country use.
 - The highlights summarize key country responses from the GLAAS 2018/2019 cycle
- **GLAAS ESA highlights**



Thank you!

*For additional information
please contact
glaas@who.int*



UN-Water Global Analysis
and Assessment of Sanitation
and Drinking-Water

