

# THE WASHEROES

ON THEIR  
FIRST MISSION





# THE WASHEROES




## IMPRINT

**PUBLISHED BY**  
VIVA CON AGUA  
DE SANKT PAULI E.V.  
NEUER KAMP 32  
20357 HAMBURG  
KONTAKT@VIVACONAGUA.ORG  
VIVACONAGUA.ORG

**FINANCED BY**  
AUSWAERTIGES AMT  
DEUTSCHLAND  
WERDERSCHER MARKT 1  
10117 BERLIN  
AUSWAERTIGES-AMT.DE



**PROJECT MANAGEMENT**  
(V.I.S.D.P.): LARS BRAITMAYER  
**ART DIRECTION:** DAVINA COCHRANE  
**ART (COMIC):** RUSSLAN  
**STORY:** LINA BEHR  
**LAYOUT:** JULIA KOCH  
**LOCATION OF PUBLICATION:** USANDA  
**YEAR OF PUBLICATION:** 2021



THE CORRIDORS ARE FULL OF STUDENTS, ALL WEARING THEIR UNIFORMS AND THEIR BLUE CRYSTALS.









# KNOW YOUR

# ENEMIES

## PART 1



**DESCRIPTION** • HERE YOU LEARN ABOUT THE NAME OF THE DISEASE AND HOW THESE GERMS SPREAD FROM ONE TO ANOTHER.




**SYMPTOMS** • SOME SENSATIONS, FEELINGS AND SIGNS THAT USUALLY OCCUR WHEN PEOPLE ARE HAVING THIS DISEASE.



**PREVENTION** • WHAT CAN YOU DO TO PROTECT YOURSELF AND OTHERS?

THIS IS THE KEY  
TO UNDERSTANDING  
THE TEXTS



### DESCRIPTION

- HEPATITIS A IS A VIRAL LIVER DISEASE
- SPREADS THROUGH EATING FOOD OR DRINKING WATER WHICH IS CONTAMINATED WITH FECES



### SYMPTOMS

- LOSS OF APPETITE
- FEVER
- DIARRHEA, OR A CONSTANT FEELING THAT YOU NEED TO VOMIT
- SKIN AND WHITES OF THE EYES TURN YELLOWISH



### PREVENTION

- ALWAYS USE A TOILET TO POO
- HANDWASHING WITH SOAP, ESPECIALLY AFTER USING THE TOILET
- BOIL YOUR FOOD BEFORE EATING
- PURIFY OR BOIL YOUR WATER BEFORE DRINKING



### DESCRIPTION

- COVID-19 (CAUSED BY THE CORONA VIRUS) IS AN INFECTIOUS DISEASE
- ATTACKS THE RESPIRATORY SYSTEM
- IS HIGHLY CONTAGIOUS
- IS CURRENTLY AFFECTING THE WHOLE WORLD



### SYMPTOMS

- COUGHING • SNEEZING
- FEVER (WHEN YOUR FOREHEAD FEELS VERY HOT WHILE YOU YOURSELF FEEL COLD)
- LOSS OF SMELL AND TASTE
- SOME PEOPLE WON'T FEEL VERY SICK, WHILE OTHERS DO GET VERY SICK AND DIE FROM IT



### PREVENTION




- THE VIRUS SPREADS BETWEEN PEOPLE WHO ARE CLOSE TO EACH OTHER THROUGH SMALL DROPLETS, TRAVELLING THROUGH THE AIR WHEN YOU COUGH, SNEEZE, OR EVEN JUST TALK.
- BEST WAYS TO PROTECT YOURSELF AND OTHERS ARE:
  - HANDWASHING WITH SOAP
  - KEEPING PHYSICAL DISTANCE OF AT LEAST 2M
  - COVERING YOUR MOUTH AND NOSE WITH MASKS, SCARFS ETC. EVERY TIME YOU ARE OUTSIDE AND CAN NOT KEEP A DISTANCE




















































**STOP -  
COLOURING TIME!**





MARY, NAIRA, OPIO AND JUNIOR ENTER THE WASHEROES ACADEMY FROM THE SCHOOLYARD.

THE HALLWAYS ARE FULL OF STUDENTS, ALL WEARING THEIR BLUE CRYSTALS, PRACTICING WATER BENDING SKILLS AND THEIR SUPERPOWERS. IT'S A MAGICAL PLACE.

WOW!

IN ONE CORNER, SOME KIDS LET THE WATER SHAPE INTO A FIGURE.

COME ON,  
LET'S TRY  
AGAIN!



SPLASH

WHAT IS SHE DOING?





THE FOUR WASHEROES PASS A WALL WITH A LOT OF PICTURES ON IT.







# THE SIX STEPS OF HAND WASHING



ALWAYS USE SOAP!

WASH AS LONG AS IT TAKES TO SING "IF YOU'RE HAPPY AND YOU KNOW IT WASH YOUR HANDS" ...TWICE!



FIRST:  
WET YOUR  
HANDS WITH  
WATER AND  
TAKE A SOAP

1 RUB PALMS TOGETHER

2 RUB THE BACK OF YOUR HANDS

3 RUB WITH FINGERS INTERLOCKED


4 INTERLOCK YOUR FINGERS

5 DON'T FORGET THE THUMBS


6 CLEAN FINGER-TIPS AND FINGERNAILS



8 MONTHS LATER: LUNCH BREAK AT THE WASHEROES ACADEMY. WHILE MOST OF THE KIDS ARE HANGING OUT AND PLAYING FOOTBALL, ONE OF THE SHEROES IS PRACTICING HER WATER BENDING SKILLS.










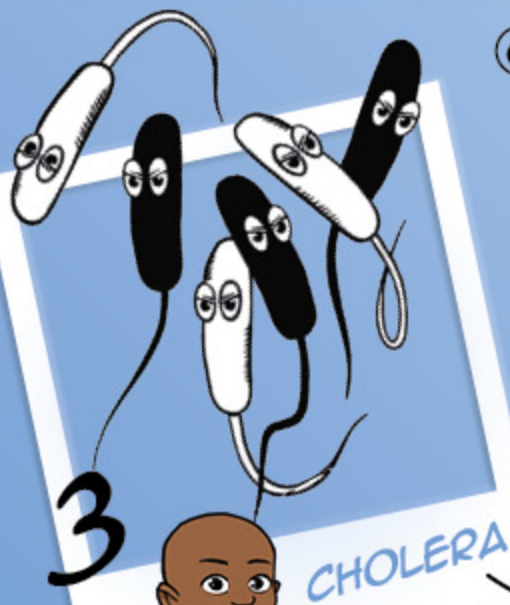


THIS IS THE KEY  
TO UNDERSTANDING  
THE TEXTS

## KNOW YOUR

# ENEMIES

-  **DESCRIPTION** • HERE YOU LEARN ABOUT THE NAME OF THE DISEASE AND HOW THESE GERMS SPREAD FROM ONE TO ANOTHER.
-  **SYMPTOMS** • SOME SENSATIONS, FEELINGS AND SIGNS THAT USUALLY OCCUR WHEN PEOPLE ARE HAVING THIS DISEASE.
-  **PREVENTION** • WHAT CAN YOU DO TO PROTECT YOURSELF AND OTHERS?



### DESCRIPTION

- CHOLERA IS AN INFECTIOUS BACTERIAL DISEASE THAT ATTACKS THE INTESTINES
- SPREADS THROUGH EATING FOOD OR DRINKING WATER WHICH IS CONTAMINATED WITH FECES
- OCCURS AS A BIG OUTBREAK, PEOPLE CAN GET REALLY SICK AND DIE WITHOUT MEDICAL HELP

### SYMPTOMS

- BAD, LARGE AMOUNT OF VERY WATERY DIARRHEA
- VOMITING
- MUSCLE CRAMPS
- SKIN FEELS REALLY COLD AND LOSES ITS ELASTICITY

### PREVENTION

- ALWAYS USE A TOILET TO POO
- HANDWASHING WITH SOAP
- BOIL YOUR FOOD BEFORE EATING
- PURIFY OR BOIL YOUR WATER BEFORE DRINKING

## PART 2

### DESCRIPTION


- TRACHOMA IS AN INFECTIOUS BACTERIAL DISEASE
- LEADS TO SEVERE EYE INFECTIONS AND, IF UNTREATED, TO BLINDNESS
- SPREADS THROUGH DIRECT OR INDIRECT CONTACT WITH AN AFFECTED PERSON'S EYE, E.G. THROUGH FLIES

### SYMPTOMS

- SENSITIVITY TO BRIGHT LIGHTS
- ACHING EYES • SWOLLEN EYELIDS

### PREVENTION

- HANDWASHING WITH SOAP
- WASHING YOUR FACE WITH SOAP IN THE MORNING AND BEFORE YOU GO TO BED
- KEEPING ANIMALS OUT OF THE HOUSE
- USING A MOSQUITO NET ON YOUR BED



### DESCRIPTION

- ESCHERICHIA COLI (E. COLI) IS A BACTERIA COMMONLY FOUND IN THE INTESTINE OF ANIMALS SUCH AS GOATS AND COWS
- SOME E-COLI BACTERIA CAN CAUSE DIARRHEA AND URINARY TRACT INFECTIONS
- SPREADS THROUGH EATING FOOD OR DRINKING WATER WHICH IS CONTAMINATED WITH FECES


### SYMPTOMS

- DIARRHEA
- VOMITING
- STOMACH CRAMPS


### PREVENTION

- ALWAYS USE A TOILET TO POO
- HANDWASHING WITH SOAP
- BOIL YOUR FOOD BEFORE EATING
- PURIFY OR BOIL YOUR WATER BEFORE DRINKING















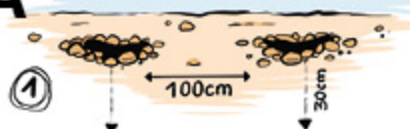


# HOW TO BUILD A TIPPY TAP

## WHAT YOU NEED:

- 2 LONG STICKS WITH A Y-SHAPE
- 1 SMALL STRAIGHT STICK
- 1 LONG STRAIGHT STICK
- 2 LONG PIECES OF STRING
- SHARP OBJECT TO PIERCE A SMALL HOLE
- SCREW • SCREWDRIVER • NAIL
- DIGGING TOOLS • GRAVEL
- JERRY CAN • PIECE OF SOAP
- TOOLS FOR FIRE: LIGHTER OR MATCHES

**CAUTION:**  
LET AN ADULT HELP  
YOU FOR SAFETY  
REASONS!



USE YOUR DIGGING TOOLS TO DIG 2 HOLES IN THE GROUND - AROUND 30 CM DEEP AND ABOUT 100 CM APART.



PLACE THE 2 Y-SHAPED STICKS INTO THE HOLES AND MAKE SURE THEY STAND UP STRAIGHT. USE GRAVEL AND SOIL TO FIRMLY SECURE THE STICKS IN THE GROUND.



USE A SHARP TOOL TO PIERCE 2 HOLES INTO THE JERRY CAN - ONE AT THE TOP INTO THE HANDLE AND ONE AT THE FRONT. HEAT UP THE TOOLS TO HELP MELT THE PLASTIC OF THE JERRY CAN. PIERCE A HOLE INTO THE SOAP TO ATTACH A STRING. FILL THE JERRY CAN WITH WATER AND CLOSE IT WITH A CAP.



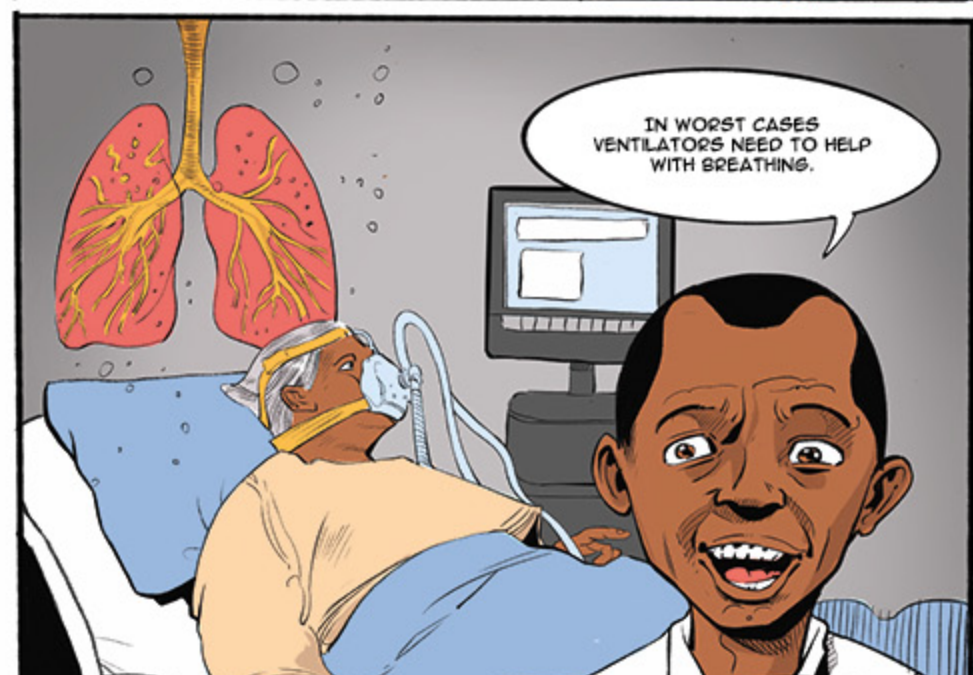

ASSEMBLE THE TIPPY TAP AS SHOWN IN THE PICTURE. ATTACH ONE END OF THE STRING TO THE CAP OF THE JERRY CAN AND THE OTHER END TO AN ~50 CM LONG STICK.

**AND THAT'S IT!**

TIPPY TAPS ARE VERY USEFUL! HELP YOUR FRIENDS AND YOUR COMMUNITY TO SETUP AS MANY AS POSSIBLE, SO EVERYBODY CAN WASH THEIR HANDS REGULARLY. IT REALLY HELPS TO STAY HEALTHY!












# THE CORONA GUIDELINES

DO'S & DON'TS

NO NEVER DO IT LIKE THIS!



YES THAT'S THE WAY!

ALWAYS WEAR YOUR MASK LIKE THIS!





# CAN YOU BE A WASHERO?

TAKE THE TEST TO  
SEE IF YOU'VE GOT  
WHAT IT TAKES!



## FROM TOP TO BOTTOM

- 1 • WASHED TO PREVENT THE SPREAD OF GERMS
- 2 • THAT'S WHAT THE WASHEROES USE TO MOVE WATER
- 5 • OPIO HAS THIS SUPERPOWER
- 6 • THE NAME OF THE DISEASE TULANI FOUGHT AGAINST
- 8 • BACTERIAL DISEASE THAT ATTACKS THE INTESTINES
- 9 • HAND WASHING FACILITY YOU CAN BUILD YOURSELF WITH SOME STICKS AND A JERRY CAN

## FROM LEFT TO RIGHT

- 3 • GLOBAL HEALTH PANDEMIC
- 4 • THE BODY PART WHICH IS AFFECTED BY A TRACHOMA
- 7 • DO THIS TO YOUR FOOD SO YOU DON'T GET SICK
- 10 • ALWAYS WASH YOUR HANDS WITH SOAP AFTER USING THE...
- 11 • THE NAME OF THE WASHERO WHO LOVES TO PLAY FOOTBALL
- 12 • DISEASE-CAUSING ORGANISMS
- 13 • THE WASHEROES ARE ABLE TO BEND...
- 14 • THE FINGER PEOPLE OFTEN FORGET WHEN WASHING THEIR HANDS
- 15 • FORMS FOAM




WRITE DOWN  
THE SOLUTION  
HERE TO CHECK  
YOUR KNOWLEDGE\*

1 2 3 4

5 6 7 8

9 10 11 12 13

\*YOU CAN CONTROL YOUR ANSWERS ON THE BACK OF THIS COMIC.





AFTER  
SOLVING THE PUZZLE ON  
THE NEXT PAGE, YOU CAN USE THE  
CARDBOARD AS A STENCIL  
TO CREATE A COLOURFUL WALL OF  
WATERDROPS. YOU CAN ALSO  
USE WALL COLOUR AND SOME  
BRUSHES INSTEAD OF  
SPRAY CANS.





# LET'S CREATE TOILET DROPS



## STEP 2

COLOUR IN THE PUZZLE WITH TWO OF YOUR FAVOURITE COLOURS.


## STEP 1

SOLVE THE PUZZLE ON THE RIGHT.



## STEP 3

MOUNT THE PUZZLE ON CARD BOARD WITH GLUE.



## STEP 4

CUT OUT THE PUZZLE FROM THE CARD-BOARD.



## STEP 5

HANG UP THE CUTOUTS IN YOUR CLASSROOM.



## STEP 6

USE THE OTHER CUTOUT AS A STENCIL FOR A WALL OF WATERDROPS.



FINISH

GET TOILET PAPER

SHOW AND REMIND YOUR FRIENDS

START



FORGET TOILET PAPER

FORGET TO WASH YOUR HANDS

WASH YOUR HANDS

FORGET SOME SOAP

GET SOME SOAP

KEEP THE TOILET CLEAN

LEAVE THE TOILET DIRTY

DISTURB SOMEBODY ELSE WHO IS USING THE TOILET

GO TO THE TOILET

WAIT FOR YOUR TURN

MAKE YOUR POO INSIDE THE TOILET

CLEAN YOURSELF

PEE NEXT TO THE TOILET

POO OUTSIDE BEHIND THE BUSHES



FIND THE SOLUTIONS OF THE QUIZ HERE:

**FROM TOP  
TO BOTTOM**

- 1 • HANDS
- 2 • CRYSTAL
- 5 • SHRINKING
- 6 • POLIO
- 8 • CHOLERA
- 9 • TIPPY TAP

**FROM LEFT  
TO RIGHT**

- 3 • CORONA
- 4 • EYES
- 7 • BOIL
- 10 • TOILET
- 11 • OPIO
- 12 • GERMS
- 13 • WATER
- 14 • THUMB
- 15 • SOAP



VIVA CON AGUA



Federal Foreign Office



Human Rights