



## data sheets for ecosan projects

ecosan sector project - Deutsche Gesellschaft für Technische Zusammenarbeit (GTZ) GmbH



007

### Oeko-Technik-Park

Hannover, Germany

ECOSAN SYSTEM - APPLIED COMPONENTS	SOLID BIOWASTE	FAECES	URINE	GREYWATER	RAINWATER
COLLECTION		Vacuum Toilets	Urine Diverting Toilets, Vacuum Toilets and Waterless Urinals	Separate greywater collection	Reservoir
TREATMENT		Public wastewater system	Public wastewater system	Constructed Wetlands, Bio-reactor, Biological Rotating Contactor, "Okowanne" bath tub	Soil-filtering
USE				Toilet flushing	Toilet flushing

## 1 General Data

### Type of Project:

Re-fitting of ecological demonstration plants in existing buildings

### Project Period:

Start of the project: 1995

### Project Scale:

5 apartment buildings (with 104 apartments), school, church and farming area

### Address:

Hanover, Germany

### Planning Institution:

Stadtwerke Hannover and others

### Executing Institution:

Stadtwerke Hannover and others

### Supporting Agency:

aquaplaner engineers



Figure 1: Oeko-Technik-Park Hannover, Germany (source: Oeko-Technik-Park)

## 2 Objective of the project

- Operation and demonstration of environmentally sound technologies reducing the consumption of natural resources and targeting a closure of nutrient loops (focusing on water and wastewater)
- Testing and evaluation of technologies for water and energy saving under real life conditions combined with public awareness rising and Public Relations.
- Support of sustainable development and employment creation in the neighbourhood through ecological measures.
- Combination of environmental technology and environmental education and awareness raising, particularly for the neighbourhood and the local youth.

## 3 Location and general conditions

The Oeko-Technik-Park is located in the district Sahlkamp, in northern Hanover.

It is a joint project of the following organisations:

- *Stadtwerke Hannover* (public services), responsible for the overall coordination
- *aquaplaner* consulting engineers for public relations, maintenance and optimisation
- BauBeCon Immobilien GmbH with 5 apartment buildings of 104 apartments
- Epiphania Evangelical-Lutheran Church Community with church, community centre, kindergarten and 4 apartments
- The Stadtteilbauernhof Sahlkamp as a district farm
- The Elementary School Haegewiesen with its school building for 500 pupils between the age of 6 and 12.

## 4 Technologies applied

In the water and wastewater sector the technologies focus on a reduction of drinking water consumption esp. for toilet flushing. In total the park uses 5 greywater treatment units, 4 urine diverting toilets, 32 vacuum toilets, 2

waterless urinals, 1 infiltration ditch, 2 rainwater plants and 1 wastewater evaporation bed. In detail there are:

- 2 constructed wetlands (one for 24 and one for 1 apartment), both constructed as vertical flow systems with reed plants (saving appr. 1000 m<sup>3</sup> drinking water per year).

### data sheets for ecosan projects

#### ecosan sector project

Deutsche Gesellschaft für Technische Zusammenarbeit (GTZ) GmbH

Dag-Hammarskjöld-Weg 1-5

P.O. Box 5180

65726 Eschborn, Germany

fon: +49 6196 79 4220

fax: +49 6196 79 7458

email: [ecosan@gtz.de](mailto:ecosan@gtz.de)

internet: <http://www.gtz.de/eccosan>



Deutsche Gesellschaft für Technische Zusammenarbeit (GTZ) GmbH

commissioned by:



Federal Ministry  
for Economic Cooperation  
and Development

- A greywater treatment plant with two bio-reactors for the greywater from 6 apartments with approximately 15 inhabitants (shutdown after 6 months, see chapter 11).
- A mini wastewater treatment plant using rotating biological contactor technology for 6 apartments (12 inhabitants) for the greywater from the bath tubs and washing machines in the same building (saving appr. 200 m<sup>3</sup> drinking water per year).
- 2 Rainwater reservoirs for rainwater coming from the church and farm building roofs (saving appr. 200 m<sup>3</sup> of drinking water per year and flat).
- 4 urine diverting toilets in apartments of the Epiphany community and in the farm (saving appr. 30 m<sup>3</sup> of drinking water per year).
- 32 vacuum toilets installed in 32 apartments with appr. 80 inhabitants (saving appr. 950 m<sup>3</sup> (84% of standard flushing) drinking water per year).
- Two waterless urinal facilities in the boys' toilets of the elementary school (saving appr. 700 m<sup>3</sup> of drinking water per year).
- 12 unique bath tubs called "Ökowanne" in 12 apartments with special features for the reutilisation of greywater for toilet flushing (saving appr. 10 m<sup>3</sup> drinking water per flat and year).
- A 60 m<sup>2</sup> greywater evaporation bed to treat the greywater of the farm bakery and production of willow.

**5 Type of reuse**

- All treated greywater and rainwater is reused for toilet flushing.
- The implemented technologies could allow a reuse of faeces and urine. However, this is currently not practiced.

**6 Further project components**

- Block heat and power plant, located in an apartment building (efficiency 93%, 80.000 kWh electricity and 180.000 kWh heat per year).
- 2 thermic solar panel plants of 24m<sup>2</sup> each and one of 5,5 m<sup>2</sup> for generation of warm water (energy gain of 8MWh/y and 2 MWh/y respectively, resulting in a 50% energy saving for warm water production).



Constructed wetland for 24 apartments




Rotating biological contactor for 24 apartments



Bio-reactor for 6 apartments



Oekowanne bathtub



Waterless urinal facility



Waterless urinal



Urine diverting and vacuum toilet



Vacuum pumping unit

Figure 2: Innovative Technologies installed in the Oeko-Technik-Park (photo: Oeko-Technik-Park)

- 4 solar collectors, each combined with a 140 l hot water storage tank on the roof and downstream electronic boilers for 4 apartments (operation proved to be difficult).
- Photovoltaic cells for energy gain.
- Heat pump with pipes located outside producing warm water for the kindergarten during summer.
- Water and energy cost controlling systems for the installations of Epiphany community, reading and reporting all meters digitally to the Stadtwerke Hanover for analysis. Results enable direct adjustments of the installations.
- Use of ecological construction materials, especially timber constructions and green roofs at the district farm yard.
- Optimised thermal facade insulation combined with a roof central heating unit with condensing boilers for one renovated apartment block, reducing

heat energy demand by 50% (project supported by the EU).

- Loam bakery oven, fired with locally grown wood (in greywater-evaporation-bed) as educational project in the wastewater free bakery.

## 7 Project History

The *Oeko-Technik-Park* was promoted by the *Stadtwerke Hannover* in 1995. Since then six different institutions have been taking part in the project gradually.

The *BauBeCon* was the first to be implicated in the project. Their involvement began in 1992 when the planning for renovation of the buildings started.

The Epiphanius community joined the project in 1997 after the agreement of the church committee to a proposal submitted by a group of members.

The district farm has been involved since 1999.

## 8 Costs

### 1a. 60 m<sup>2</sup> constructed wetland:

Reedbed: 24.000 €  
Pipeline network: 2.500 €

### 1b. 6 m<sup>2</sup> constructed wetland:

Reedbed: 1.500 €  
Wages: 3.000 €  
Pipeline network: 3.000 €

### 2. Biological rotating contactor:

For 24 apartments: 26.000 €  
Separate pipeline network for 6 apartments: 6.000 €

### 3. Bio-reactor:

2 bio-reactors: 7.000 €  
Pipeline network: 9.000 €

### 4. Urine diverting toilets:

per unit: 850 €

### 5. Vacuum Toilets:

Vacuum station: 33.000 €  
32 vacuum toilets: 22.000 €  
pipelines network: 22.000 €

### 6. Waterless urinal facilities:

No data

### 7. Oekowanne bathtub:

per unit: 850 €  
Installation costs: 250 €

### 8. Rainwater reservoir

Reservoir: 15.500 €  
Piping, pumping, drainage: 8500 €

## 9 Design information and technical specifications

### 1. Constructed wetland

They are constructed as vertical flow systems. The wastewater flows into a sedimentation basin, from where it is

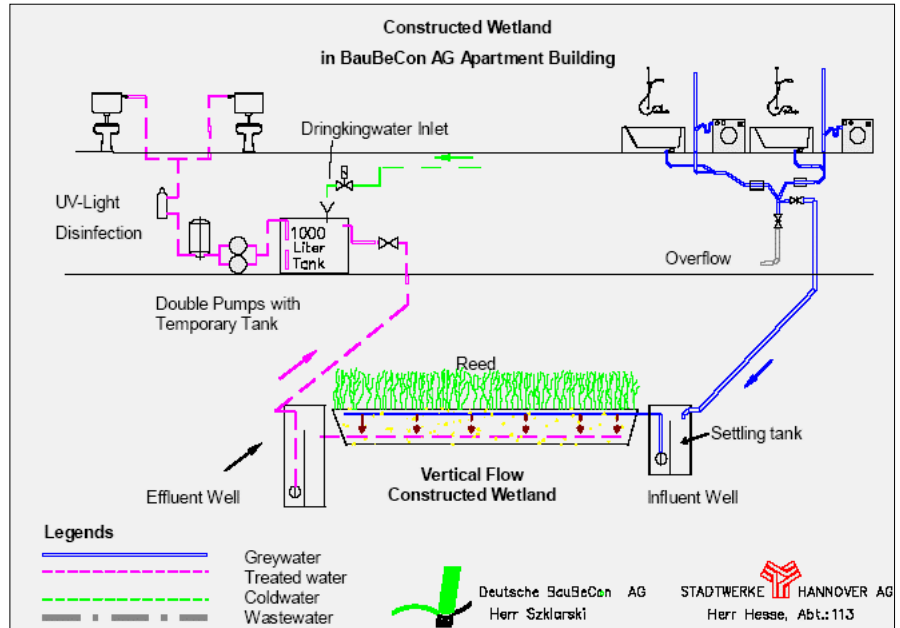


Figure 3: Constructed Wetlands Scheme (graphic: *Oeko-Technik-Park*)

pumped by plastic pipes with 50 holes into the surface layer of the reed bed. The depth of the reedbed is 1 m consisting of several layers:

- Geotextile (lowest layer)
- pond foil
- 20 cm drainage gravel 8/16 with drainage pipes DN 100
- Geotextile
- 60 cm sharp river sand 0-2, 20 cm filter gravel 2-8
- 20 cm drainage gravel with inlet pipes of AP DN 50
- reed plants (*Phragmites Communis*)

The treated water is stored in tanks before being used.

The plant is connected to the public sewer system in case of overloads.

### 2. Rotating biological contactor

The rotating biological contactor consists of four basins through which the greywater of bath tubes and washing machines of 6 apartments flows in sequence:

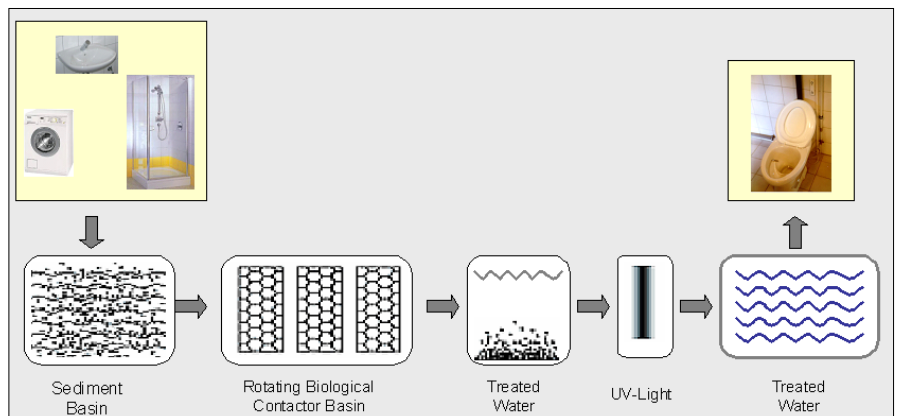


Figure 4: Rotating Biological Contactor Scheme (graphic: *Oeko-Technik-Park*)

1. Settlement tank
2. Rotating biological contactor
3. Clarifier  
UV disinfection
4. Storage basin

Sedimentation sludge and surplus greywater is discharged to public sewer.

### 3. Bio-reactor

A bio-reactor consists of a 1.5 m<sup>3</sup> container with hanging felt stripes acting as a bacteria carrier. Eight blowers supply oxygen to the activation system.

The treated water is taken from the lower part of the container for being used for toilet flushing after being disinfected with UV-light.

### 4. Urine diverting toilets

The toilets have a bowl separated by a bar into a small part for urine in the front and a big one for faeces in the back part. They have two flushing options:

- 0.25 litres for urine flushing
- 3 to 6 litres for a flushing of the whole bowl.

### 5. Vacuum toilets

The vacuum system consists of a 500 l vacuum tank in the cellar connected with the toilets by PE pipes. With the flushing a membrane valve is opened for 2 seconds and 60 l of air with 1.2 l of flushing water are absorbed and pumped into the vacuum tank. From there it is disposed into the public sewer system. But it could also be led into a biogas plant or a tank truck for reuse in agriculture.

### 6. Waterless urinals

In the school toilets two communal waterless urinals have been installed. In contrast to normal urinals these waterless urinals have a special siphon filled with a bio-degradable liquid which is lighter than urine and which forms the stench trap.

### 7. Oekowanne bathtub

The bathtub has got a 100 l temporary greywater storage tank with a circulation pump and ventilation underneath. The user can decide whether to use the greywater for toilet flushing or to discharge it into the sewer system directly.

### 8. Rainwater reservoir at church

The rainwater from half of the the church-roof (335 m<sup>2</sup>) is filtered in the 40 m<sup>2</sup> infiltration swale beside the church. The filtered water is collected and led by an infiltration ditch and a drainage pipe to the 16 m<sup>3</sup> reservoir made of waterproof concrete. The overflow is infiltrated to the ground. The rainwater is pumped to an interim storage tank to be used for flushing two toilets and two urinals.

## 10 Operation and Maintenance

### 1. Constructed wetlands

They operate reliably, but should be visited once a month for inspection and twice a year for maintenance.

### 2. Rotating biological reactor

The plant should also be visited once a month for controlling and twice a year for maintenance. This small plant only operates at 25% capacity for the number of connected flats.

**3. Bio-reactors** – shutdown (see chapter 11)

### 4. Urine diverting toilets

O&M is similar to conventional WC's. The realisation of the possible water saving depends on the users' discipline in using the correct part of the bowl and in flushing the correct volume of water.

### 5. Vacuum toilets

The operation is similar to conventional WCs, but due to the low pipe diameters clogging is a much greater risk. The vacuum pumping unit must be visited every three months for control and every six months for maintenance, while the toilets need a biannual maintenance of appr. 2 manpower hours. In case of blockage or failures of the vacuum unit a qualified plumber has to be available on a stand by basis.

### 6. Waterless urinals

For hygienic reasons the urinals are regularly coated with disinfectant oil, which additionally prevents urine deposits.

Correct cleaning (soft detergents) is crucial, because cleaning water can swamp out the siphon liquid, which leads to odour problems.

### 7. Oekowanne bathtub

Due to constructive limitations the maintenance and cleaning of the bathtub is very difficult for the users.

### 8. Rainwater reservoir

The plant should also be visited once a month for controlling.

## 11 Practical experience and lessons learned, comments

Most of the technologies work stabile and to the users' satisfaction and facilitate a saving of 50% of the water and energy demand. To be economically feasible without any subsidies, water and energy prices would currently have to be raised by 30%. Greater efforts for operation and maintenance are required than for conventional technologies - at least until the new technologies are more common.

### 1. Constructed wetlands

The constructed wetlands work satisfactorily and reliably. The treated water is clear, colourless and odourless. It is storable and has bathing water quality in accordance to the EU Directive. The plant works even at temperatures of temporarily minus 20°C.

Nevertheless there have been some small problems during operation:

- In the constructed wetland at the BauBeCon building 200 litres of sewage sludge accumulated in the settling tank.
- 2 years after start of operation a barrier layer formed in the reed bed. It could be easily removed by breaking the layer with a steel-pipe.
- If the toilets are not flushed for several weeks, a light deposit caused by the water is formed in the toilet bowl. But this can be easily removed with a toilet brush.

### 2. Rotating biological contactor

Until today the reactor works very well. The treated water is clear and odourless, storable and has bathing water quality in accordance to the EU Directive. This system is for economic reasons mainly suitable for apartment buildings or other bigger buildings.

Critical points:

- Due to aggressive air humidity corrosion problems at some minor components occurred in the system. Therefore appropriate corrosion-free materials should be used.
- There have been several problems in the UV-light area due to blockages.
- A lack of maintenance by the caretaker may cause a decrease of operational availability.

### 3. Bio-reactor

The bio-reactor was shutdown after half a year, because of malfunction.

### 4. Urine diverting toilets

See O&M. According to the personal



Figure 5: BauBeCon buildings, Sahlkamp district farm, Epiphany church, elementary school Haegewiesen (source: Oeko-Technik-Park)



habits of the users not the full amount of urine can be separated.

### 5. Vacuum Toilets

In the beginning the pumping unit had several defects, but now works well. There have been remarkable costs due to blockages of the pipe work caused by incorrect use such as disposing cat and hamster litter, lambs wool etc. down the toilet. This shows the importance of close user supervision.

The flushing noise itself requires some customisation.

### 6. Waterless urinals

See O&M.

### 7. Oekowanne bathtub

The system doesn't work to satisfaction.

- Maintenance is difficult (e.g. absence of a manageable revision opening, difficult cleaning of the storage tank).
- For hygienisation of the treated water the tubs were initially equipped with an anox installation, which quickly saponified and caused odour problems. This feature was changed to an aeration.
- The constant ventilation noise may be regarded as disturbing while the energy demand is reasonable (2,4 kWh/m<sup>3</sup> service water).

### 8. rainwater reservoir

The system works well. Soil-treatment of the rainwater is a very good possibility for the cheap production of water when a high hygienic quality is needed. In general storage can be realised much cheaper than realised here (type of storage was designed this way for architectural reasons).

## 12 Available documents and references

<http://www.oeko-technik-park.de/>

Detailed information on the park and its components. Further material can be ordered via Internet (in German).

## 13 Institutions, organisations and contact persons:

### Public Relations, maintenance and optimisation:

aquaplaner - consulting engineers for sustainable water management (Ingenieurgesellschaft für Wasserwirtschaft | Umwelt | Abwasser)

Contact persons: Uwe Klaus and Claudia Bruns

Zur Bettfedernfabrik 1, 30451 Hannover  
Tel: 0511 35 778 44

Fax: 0511 35 778 55  
Email: [info@aquaplaner.de](mailto:info@aquaplaner.de)

### Project Coordinator:

Stadtwerke Hannover AG  
Contact person: Thomas Hesse  
Ihmeplatz 2, 30449 Hannover  
Tel.: (0511) 430 28 42  
Email: [thomas.hesse@enercity.de](mailto:thomas.hesse@enercity.de)

### Project Owner:

Ev.-luth. Epiphanius-Kirchengemeinde  
Hägewiesen 117 A  
30657 Hannover  
Tel.: (0511) 90 89 71  
email: [peter.franz@freenet.de](mailto:peter.franz@freenet.de)

Stadtteilbauernhof Sahlkamp  
Rumpelstilzchenweg 5  
30179 Hannover  
Tel.: (0511) 604 47 03  
email: [rainerdia@aol.com](mailto:rainerdia@aol.com)

Grundschule Hägewiesen  
Hägewiesen 111  
30657 Hannover  
Tel.: (0511) 168-48134

BauBeCon Immobilien GmbH  
Contact person: Alexandra Gomez  
Schützenallee 3  
30519 Hannover  
Tel.: (0511) 8400-387  
email: [AGomez@baubecon.de](mailto:AGomez@baubecon.de)

### Consultants:

Nolde & Partner  
c/o Fachgebiet Hygiene der TU-Berlin  
Contact person: Erwin Nolde  
Amrumer Straße 32, 13353 Berlin  
Tel.: +49 30/314 - 275 70, Fax: -259 14  
Email: [mail@nolde-partner.de](mailto:mail@nolde-partner.de)

Ith (Ingenieurbüro für technische Hydrologie)

Contact person:  
Dipl.-Geoökol. Thilo Herrmann  
Brandenburger Straße 21  
95448 Bayreuth  
Tel.: +49 921 -7877541 / -553894  
Fax: +49 921 -7877542  
email: [Thilo.Herrmann@uni-bayreuth.de](mailto:Thilo.Herrmann@uni-bayreuth.de)

### Technology Suppliers:

Dietrich Landschaftbau  
27254 Staffhorst  
Tel: +49 42 72 475

Lokus GmbH  
Contact person: Rudi Büttner  
Silbersteinstr. 97  
12051 Berlin  
Tel.: +49 30 6253167  
Fax: +49 30 626 71 55  
Email: [lokus-wasserrecycling@web.de](mailto:lokus-wasserrecycling@web.de)

AWA  
Ziegelstr. 26, 49074 Osnabrück  
Tel.: 0541/23624  
U.W.T GmbH  
Gewerbepark „Am Bahnhof 18“,  
36 433 Immelborn  
Tel: +49 3695 55380

WM-EKOLOGEN  
Contact: A&B Backlund ApS  
Ordrupvej 101  
DK-2920 Charlottenlund, Denmark  
Tel +45 39 63 33 64  
Fax +45 39 63 64 55  
Email: [backlund@backlund.dk](mailto:backlund@backlund.dk)  
Website: [www.backlund.dk](http://www.backlund.dk)

Ernst Urinalanlagen KG  
Neanderstraße 13  
D-30165 Hannover  
Tel: +49 511 3 58 98 0  
Fax: +49 511 3 58 98 55  
Email: [kuester@system-ernst.de](mailto:kuester@system-ernst.de)

## data sheets for ecosan projects

### ecosan sector project

authors: GTZ ecosan team (Sonny Syahril, Jana Schlick, Florian Klingel, Patrick Bracken, Christine Werner)

© 2005, GTZ



Deutsche Gesellschaft für  
Technische Zusammenarbeit (GTZ) GmbH  
P.O. Box 5180  
65726 Eschborn, Germany

fon: +49 6196 79 4220  
fax: +49 6196 79 7458  
email: [ecosan@gtz.de](mailto:ecosan@gtz.de)  
internet: <http://www.gtz.de/ecosan>

